

Thank you for purchasing genuine NightRider™ LEDS.

This 12" Amber Beacon is SAE J845 Class 1 certified. Choose from 7 flashing patterns. Beacon has memory function and will start up again on the last pattern used.

*Be visible, be safe.*



## FEATURES:

- 72 x 1W 3535 LEDs
- Colour: Amber
- 7 Flash Patterns & Steady On
- IP65 certified - weatherproof
- SAE J845 Class 1 (Single flash pattern only)
- Reverse Polarity Protection
- Size: 310mm (L) x 159mm (W) x 75mm (H)
- Memory function
- Operating Range: 12V or 24V
- Installation: Magnetic or Direct Mount (Hardware included)

## FLASH PATTERNS

1	Eight Flash
2	Cross Flash
3	CW Rotation
4	CCW Rotation
5	8 Flash & Quad Flash alternating
6	8 Flash & Single Flash & Triple Flash alternating
7	Single Flash - SAE certified
8	Steady On

CW: Clockwise / CCW: Counterclockwise

## Selection of Flashing Pattern / Colour:



Pattern/Colour Selection Switch

- Press down selection switch for **less than one second** to go to the next flashing **pattern**.



NightRider Actuator Switch for hardwiring option.

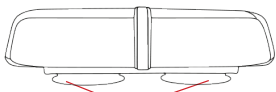
NSB-WSM

on/off

Pattern/Colour Selection Switch

## Installation Options:


### QUICK MAGNETIC MOUNT:



2 strong magnetic feet with suction cups

Please note that it is not recommended to use magnetic mounting of warning devices on fast moving vehicles, use fixed mount option in that case. Usage is at sole risk and responsibility of the user.

### FIXED MOUNT:



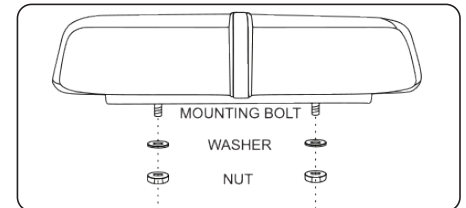
Peel off or cut a hole into sticker covering the bottom of the magnetic foot, exposing the bolt. Remove the two bolts and magnetic feet.



Remove the brown backing from the foam gasket and then stick the gasket to the bottom of the beacon.



Insert and fasten a threaded stud into each of the 2 tapped holes where the magnetic feet used to be.



Once both bolts are safely secured in the beacon and gasket is attached, install beacon onto desired surface. We recommend applying some blue threadlocker to secure your beacon light.

## WIRING

When using NightRider™ Actuator Switch:

Actuator Switch  
Part # NSB-WSM

Beacon  
Part # NSB-BAR12CLR

- |                         |   |                          |
|-------------------------|---|--------------------------|
| — WHITE: Pattern Select | → | — YELLOW: Pattern Select |
| — RED: Positive         | → | — RED: Positive          |
| — BLACK: Ground         | → | — BLACK: Ground          |