

NightRider™ LEDS

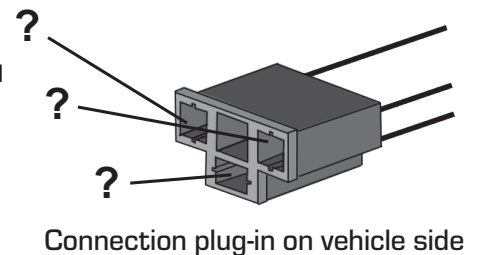
Thank you for purchasing NightRider™ LEDS
Universal 4x6 Hi/Lo Beam Replacement Headlights.

Please read before installing your new headlight.

Before hooking up your new 4x6 hi/lo beam headlight to your vehicle's wiring harness, it is important to know that not all systems are made up the same. This light comes *plug & play* ready with an H4656 plug configuration, but you might need to make some adjustments depending on your vehicle's wiring.



Determine the function of each wire coming from your vehicle's wiring harness (eg. ground, high beam and low beam). If what you find is different from the configuration in figure A or C, you will need to make necessary adjustments by either switching wire positions in the connection plug (wiring harness) or by using an adapter.



Here some standard configurations of wiring connectors (vehicle side):

Figure A

4x6 sealed low beam
(H4656 equivalent)

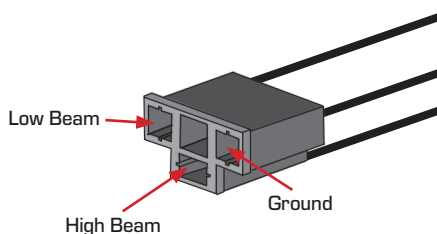


Figure B

Standard H4 wiring

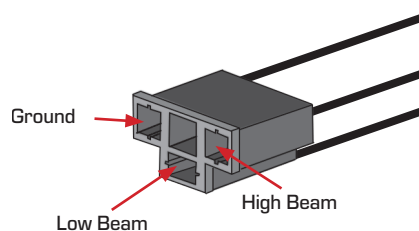


Figure C

4x6 sealed high beam
(H4651 equivalent)

