



CONGRATULATIONS AND THANK YOU FOR PURCHASING GENUINE NIGHTRIDER™ LEDS.

NightRider™ LEDS is proud to provide you the NightDriver™ Series professional street legal LED lighting.

PLEASE READ ALL INFORMATION IN THIS DOCUMENT BEFORE INSTALLATION AND USE

Your **NightDriver™ Series** auxiliary driving lights are certified for on road use conditional to the rules and regulations of the region in use. **NightRider™ LEDS** products are designed to be easily installed by qualified professional automotive technicians. Please remember it is the vehicle owners responsibility to ensure all product installations are properly, safely and legally installed in accordance to the regional regulations of use. **NightRider LEDS** takes no responsibility for incorrect installation and/or any damages related.

WARNING!

Only use the included NightRider LEDS recommended wiring harness to wire NightRider LEDS lights. NightRider LEDS lights have unique circuitry that can be easily damaged when using wiring not built for NightRider LEDS lights. If ever unsure contact your dealer or a qualified professional automotive/equipment technician.

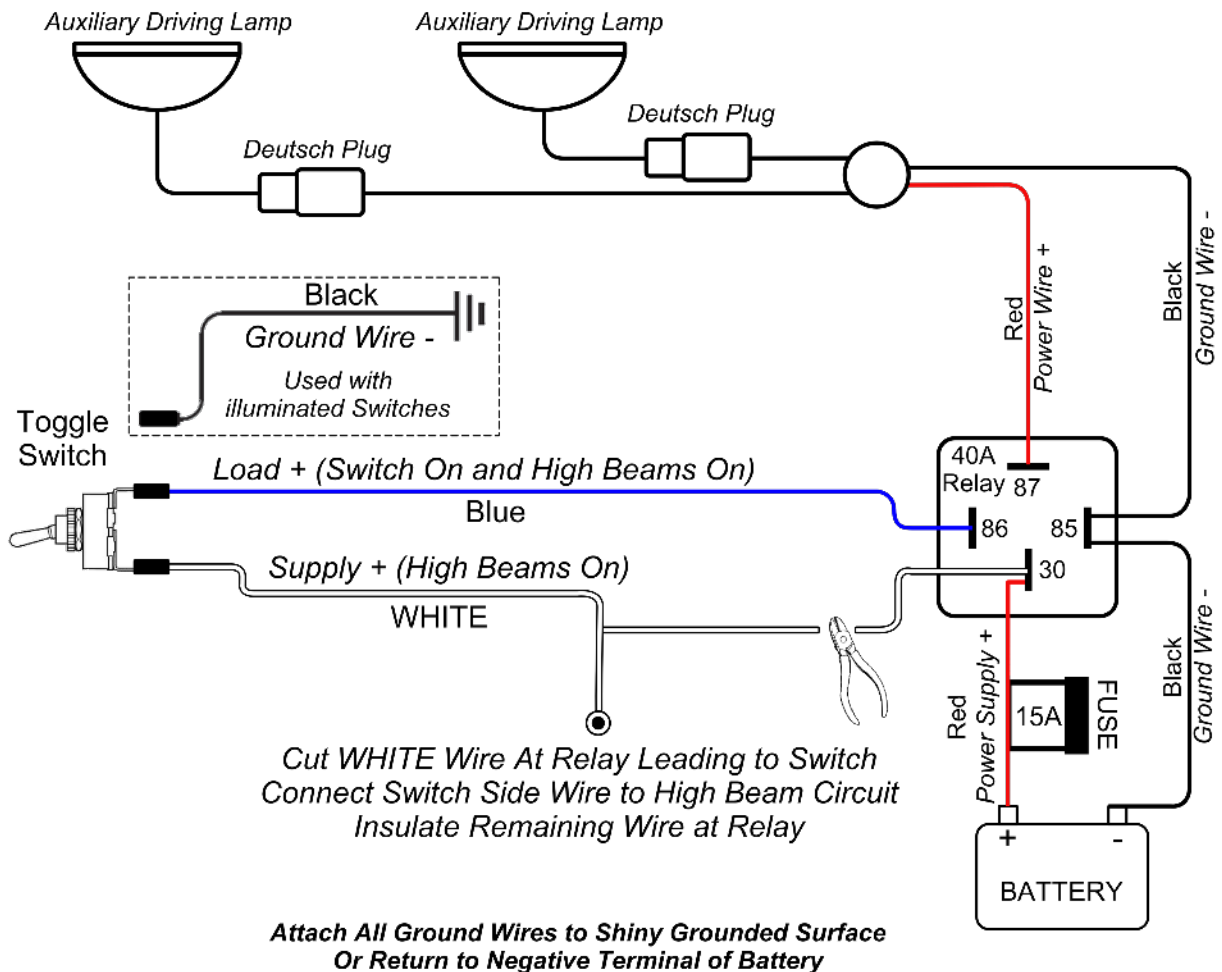
Recommended Installation

The following installation procedures are for guidance only, not to be used in place of regional regulations and safety measures.

All screws, bolts and nuts used in the installation of NightRider LEDS lamps and mounting hardware should be tightened snug and checked after the first 30km for secure fitment. NightRider LEDS recommends using a medium strength liquid or gel thread-locker.

Wiring NightDriver Auxiliary Driving Lamps to Vehicle High Beams

(Required in most North American Jurisdictions)



AUXILIARY LAMP MOUNTING POSITION AND BEAM AIM

The following mounting and aiming illustrations are for **reference and guidance only**.

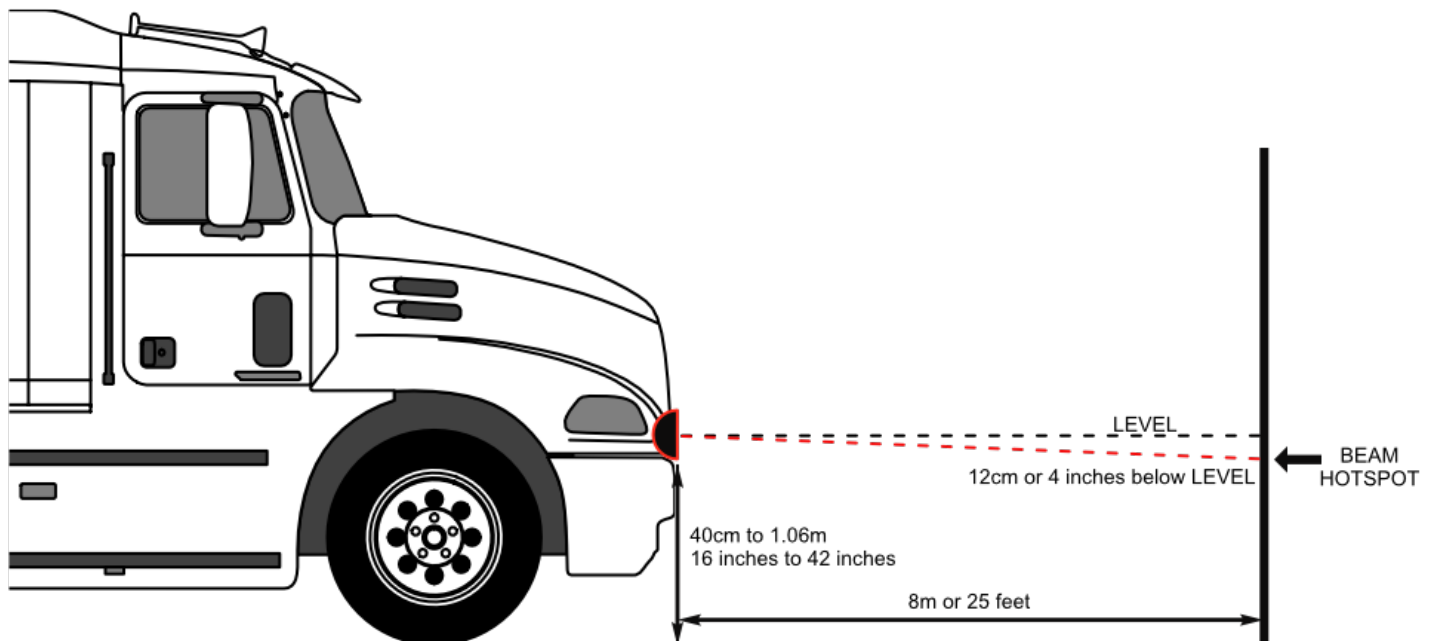
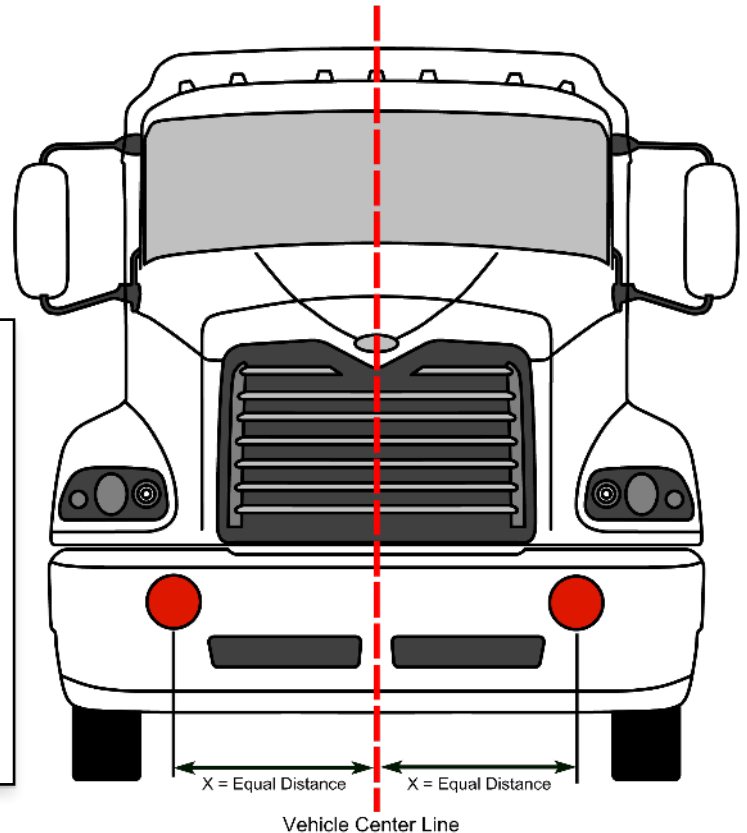
Always refer to the applicable rules and regulations in the region you are using auxiliary driving lamps.

The following is from the Motor Vehicle Act of British Columbia, Canada for reference purposes only:

Auxiliary driving lamps

4.09

- (1) A motor vehicle may be equipped with 2 auxiliary driving lamps, mounted on the front of the vehicle at a height of not less than 40 cm and not more than 1.06 m, that are capable of displaying only white light.
- (2) An auxiliary driving lamp must be directed so that the high intensity portion of the beam is, at a distance of 8 m from the lamp, at least 12 cm below the height of the lamp and, at a distance of 25 m from the lamp, not higher than 1.06 m from the road surface.
- (3) An auxiliary driving lamp must operate so that it is illuminated only when the upper beam of a multiple beam headlamp is illuminated.
[en. B.C. Reg. 476/98, s. 2.]



Upon request NightRider LEDS will supply the appropriate SAE or ECE test report for your **NightDriver™ Series** LED Light to an authorized authority for inspection and confirmation of compliance.